




Product Description

DENZ L11 Flanged Cast Iron Two-Piece Ball Valves are designed to seal pipelines tightly.

Easy and faster operation is made possible by the quarter turn design. Three-piece ball valves feature simple construction for easy maintenance. In addition to industrial applications, they are also preferred for utility services.



Application Areas

- Boiling water systems
- Power plants & industrial applications
- HVAC
- Chemical fluids
- Installation at plants

Versions

- With handlever
- With gearbox
- With ISO top flange
- With pneumatic actuator
- With electrical actuator
- Various types of balls, stems and body material types are available

Production References

Size Range	DN15 - DN250
Pressure Range	PN10/16/25
Temperature	200°C
Face to face	DN15-DN125: EN 558 Series 1 / DIN3202 F1
Design	DN150: EN 558 Series 28 / DIN3202 F7
Connection	Flanged - EN1092-2
Corrosion Protection	Industrial Spray Epoxy
Testing	EN 12266-1
Marking	EN 19



HVAC



Potable Water



Product Features

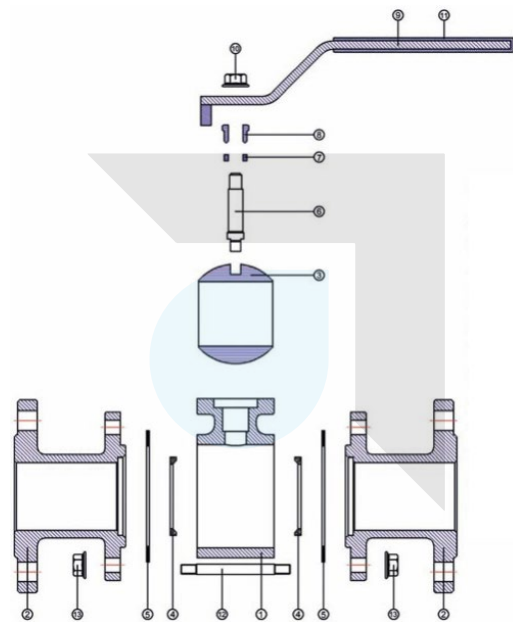


- DENZ-L11 PN 16 flanged ball valve functions by rotating a ball, whose hole is the same diameter as the flow section, a quarter turn (90°) between teflon seats, where the ball is parallel or perpendicular to the flow axis.
- Bidirectional installation is possible.
- The stainless steel bellville springs reinforced with teflon (PTFE) seats ensure 100% tight sealing at lower and higher pressure ratings.
- The handlever position allows easy observation of the ball valve's open/close position.
- It can be installed directly on the pump without requiring any additional intermediary components.
- Seals made of PTFE have a long service life and are leak-proof.
- Teflon material is compatible with a wide variety of flow types and is resistant to higher temperatures, which allows it to be used in a broad range of applications.
- Flange connections according to EN1092-2 / ISO 7005-2.
- GGG40/50 ductile iron can be used as a body material upon request.
- It can be used either an open or closed position.
- A fully open valve has almost no head loss since there is no reduction in flow section.
- Suitable for installation of actuators and gearboxes
- 100% of the valves are subjected to Hydrostatic tests according to EN 12266-1. Pressure for seat: PN x 1.1 , for shell: PN x 1.5

Materials

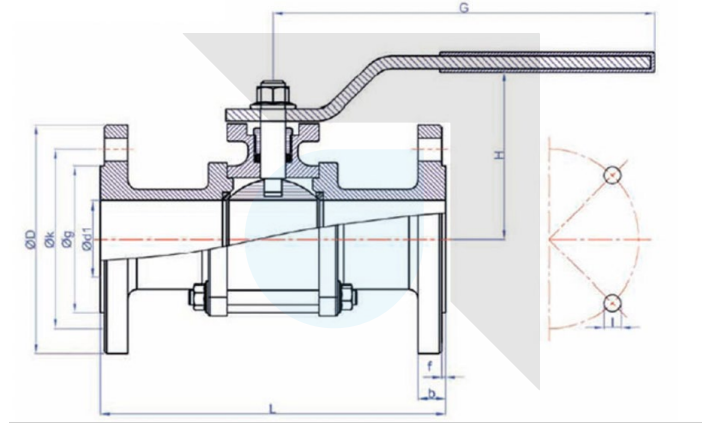


#	Part	Material
1	Body	EN-GJL-250 Cast Iron (GG25) / Ductile Iron EN-GJS-400/500 (GGG40/50)
2	Bonnet	EN-GJL-250 Cast Iron (GG25) / Ductile Iron EN-GJS-400/500 (GGG40/50)
3	Ball	AISI 1030 / AISI 420 / AISI304
4	Ball Sealing	PTFE
5	Sealing	PTFE
6	Stem	AISI 1030 / AISI 420 / AISI304
7	Sleeve Pin	PTFE
8	Sleeve	AISI 1040
9	Handlever	ST37 Steel
10	Nut	AISI 1040
11	Lever Cover	PVC
12	Bolt	AISI 1030 / A2 / A4
13	Nut	AISI 1030 / A2 / A4





Dimensions



Diameter		Dimensions									
mm	d	L	g	k	D	l	f	b	H	G	Hole
25	1"	160	65	85	115	14	3	16	100	150	4
32	1 1/4"	180	76	100	140	19	3	18	115	200	4
40	1 1/2"	200	84	110	150	19	3	18	127	200	4
50	2"	230	99	125	165	19	3	20	137	200	4
65	2 1/2"	290	118	145	185	19	3	20	158	200	4
80	3"	310	132	160	200	19	3	22	169	270	8
100	4"	350	156	180	220	19	3	24	225	270	8
125	5"	400	184	210	250	19	3	26	258	328	8
150	6"	480	211	240	286	23	3	26	275	370	8
200	8"	600	266	295	340	23	3	30	325	400	12

Units: mm / indicative dimensions & weights

