




## R32

Flow Control Valve  
Y Type

### Product Description

DENZ R32 Flow Control Valve is a valve designed for controlling the flow through the valve due to its design. The valve stabilizes the flow without being affected by flow waves or valve inlet pressure. This prevents overuse of water during backflushing in filtration systems.

### Adjustment

As shown in the user's manual, connect the signal pipe and orifice plate sent with the valve to the network. On the valve, turn the three-way globe valve to automatic mode. Remove the protective cap from the three-way pilot valve. The adjusting bolt should be tightened if the flow passing through the valve is insufficient. In the event that the flow passing through the valve exceeds the required amounts, loosen the adjustment bolt in order to reduce the flow.

### Installation

DENZ Control Valve must be installed in alignment with pipelines. Install the valve in the direction indicated by the arrow on the valve. Before or after the installation, isolation valves (gate valves, butterfly valves, silt traps, etc.) could be installed.

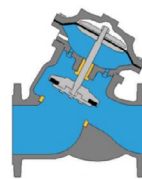



### Production References

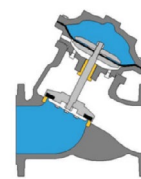
Size Range	DN50 – DN600
Pressure Range	PN10/16/25
Temperature	-10°C to +80°C
Connection	Flanged - EN1092-2
Coating	Electrostatic Powder Epoxy
Testing	EN 12266-1
Marking	EN 19

### Application Areas

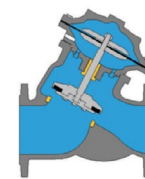
- Water applications
- Household implementation
- Supply of water fire extinguishing
- Various applications of industrial systems.
- Food and chemical enterprises



CLOSED



OPEN




MODULATION



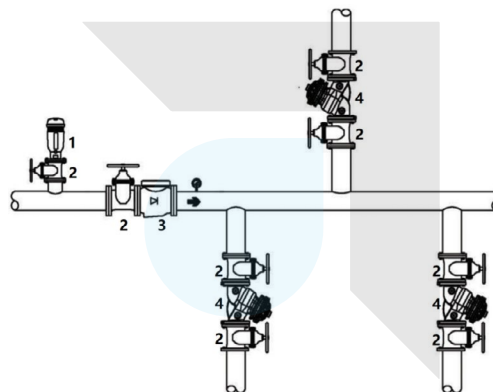
## Product Features



- Ductile iron body and bonnet for high strength and impact resistance
- It is easy to adjust the pressure to the required level and there is no adjustment required
- Reduced pressure without being affected by changes in network pressure or flow
- The switch is manual and can be turned on and off by hand. It can be used in a variety of applications with the use of different pilot valves.
- An easy-to-maintain valve provides minimal pressure loss and a free flow when the valve is opened at the demanded flow level.
- Running on a pressure network does not require additional energy
- Due to its simple design, it is easy to operate and maintain.
- As a result of its corrosion-resistant components, it does not require maintenance.
- Due to the use of phosphorylation and over-dried epoxy powder paint, this coating has a long working life.
- It is capable of performing perfect modulation at variable flow rates and even at low flow rates approaching zero.
- 100% of the valves are subjected to Hydrostatic tests according to EN 12266-1. Pressure for seat: PN x 1.1, for shell: PN x 1.5



## Application

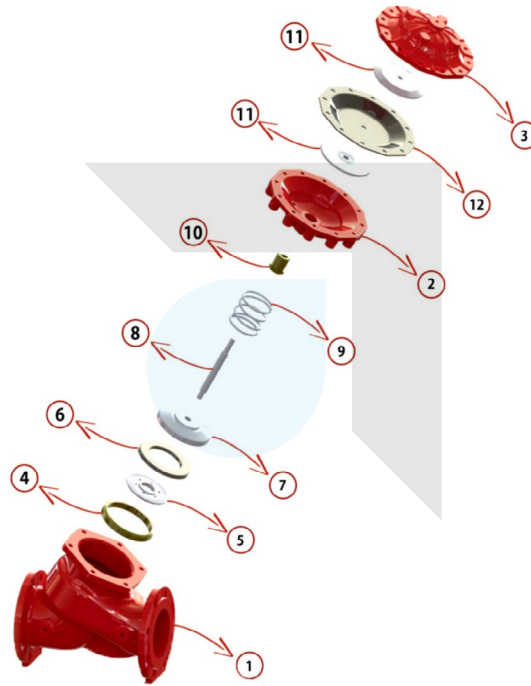


- 1- Air Release Valve
- 2- Isolation Valve
- 3- Check Valve
- 4- Flow Control Valve






Materials <<<<




#	Part	Material
1	Body	Ductile Iron EN-GJS-400/500 (GGG40/50)
2	Centre Piece Body	Ductile Iron EN-GJS-400/500 (GGG40/50)
3	Bonnet	Ductile Iron EN-GJS-400/500 (GGG40/50)
4	Sealing Ring	Brass / Bronze
5	Disc Cover	Stainless Steel AISI 420 / 304 / 316
6	Disc Gasket	Buna-N
7	Disc	Stainless Steel AISI 420 / 304 / 316
8	Shaft	Stainless Steel AISI 420 / 304 / 316
9	Spring	Stainless Steel AISI 420 / 304 / 316
10	Centre Piece Body Shaft Nut	Brass / Bronze
11	Diaphragm Disc	Stainless Steel AISI 420 / 304 / 316
12	Diaphragm	Neopren





## Dimensions



DN		L		D		H		Weight	
inch	mm	inch	mm	inch	mm	inch	mm	lbs	kg
2"	50	8.4	215	6.2	165	10.6	270	13	5.9
2½"	65	8.6	220	7.2	185	11.3	288	14	6.4
3"	80	10.6	270	7.8	200	13.3	340	26	11.8
4"	100	12.9	330	8.6	220	15.3	390	38	17.2
5"	125	13.1	335	9.8	250	16.5	420	39	17.7
6"	150	16.9	430	11.2	285	20.4	520	80	36.3
8"	200	21.2	540	13.2	340	26.2	668	142	64.4
10"	250	24.4	620	16	407	30.5	775	230	104.3
12"	300	25.9	660	18.3	466	33.4	850	370	167.8

Units: mm / indicative dimensions & weights

