

focus

TECHNICAL DATASHEET

E250&ICU

FOCUS LIMITOR/E-Series
On/Off Multi-Turn Electric Actuator



Headquart
Mutlukent Mahallesi,
2016/1 Sokak, No:32
Çankaya, Ankara|Türkiye

+90 312 286 0906
sales@denz.co

Factory
Ivedik OSB 1354.
Cadde 1357,Sokak No:38
Ankara|Türkiye



E250&ICU

**220/380-400V, 1-3pH, 50Hz
Multi-Turn, On/Off
Integral Control Unit (ICU)**

General features:

- Type: E250&ICU
- Operation: Remote and local (ICU)
- Position Control: Limit & torque switches
- 2 Limit and 2 torque switches
- S4-25 minutes duty
- 1-3 Phase, 220/380-400VAC, 50Hz
- Torque: 250 N/m
- Output Speed: 36 RPM
- Motor Power: 1,5 kW
- Insulation: Class H
- Enclosure: IP68 Motor
- Protection: Thermo switches (PTC)
- Flange-Gearbox Connection: ISO 5210 F14
- Coupling: B4
- Hand-wheel for emergency situations
- Main pin connector (easy electric connection)
- Motor pin connector (easy maintenance)
- Control unit pin connection (modular design, easily remove ICU later on)
- Full cast aluminum body
- Auto-lock system
- Maximum stem diameter (for valves): 35mm
- Maximum stem diameter (for penstocks): 50mm
- Easy switch settings

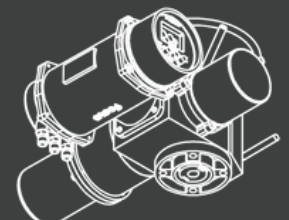
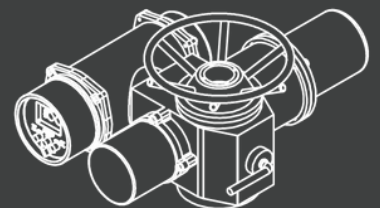
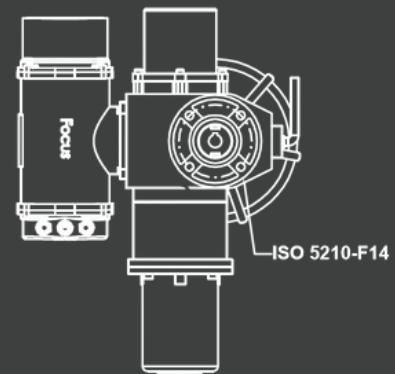
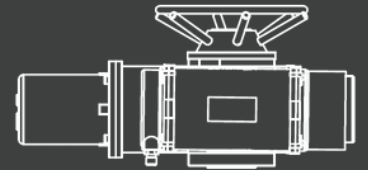
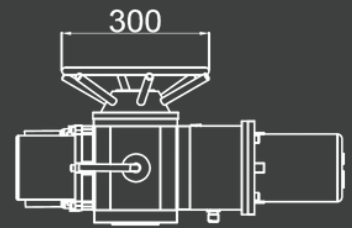
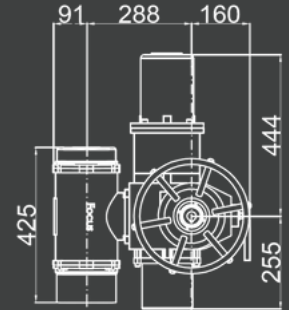
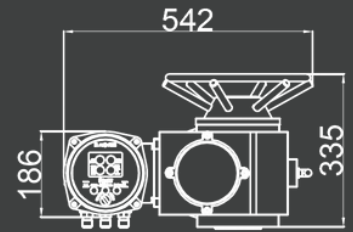
ICU features:

- Local-Remote switch
- Configuration buttons (Open, Stop, Close)
- Indication lights (Open switch, close switch, open torque, close torque)
- General fault indicator
- Reversing control (Automatically correct the phases)

Alternative or additional features (might cause price difference)

- 4-20 mA transmitter
- Wall mounting bracket
- Mechanical position indicator
- Non-Instructive switch
- Output speed: 72 Rpm
- Coupling: A-Type coupling (unmachnied)
- 220V

Additional notes (if any):



WIRING DIAGRAM

E250&ICU

220/380-400V, 1-3pH, 50Hz
Multi -Turn

