


focus

TECHNICAL DATASHEET

E250

FOCUS LIMITOR/E-Series
On/Off Multi-Turn Electric Actuator



Headquart
Mutlukent Mahallesi,
2016/1 Sokak, No:32
Çankaya, Ankara|Türkiye

+90 312 286 0906
sales@denz.co

Factory
Ivedik OSB 1354.
Cadde 1357,Sokak No:38
Ankara|Türkiye



E250

**380-400V, 3pH, 50Hz
Multi-Turn, On/Off**

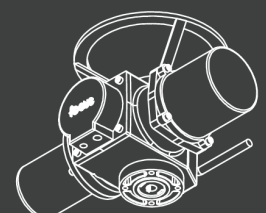
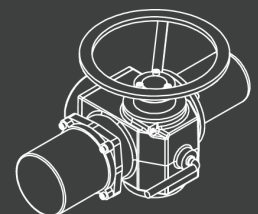
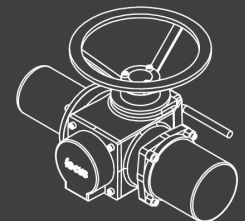
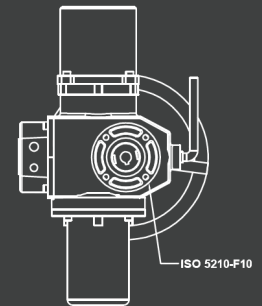
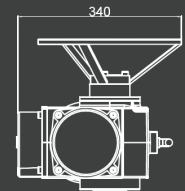
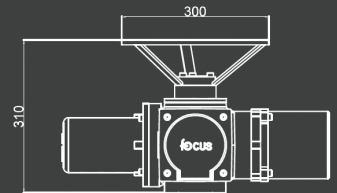
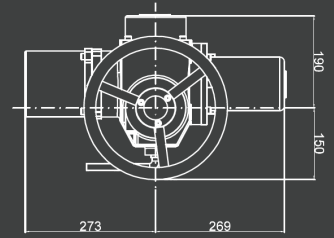
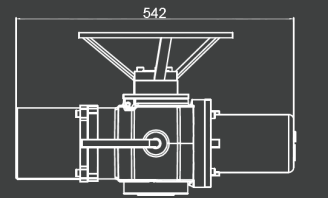
General features:

- Type: E250
- Operation: Only remote
- Position Control: Limit & torque switches
- 2 Limit and 2 torque switches
- S4-25 minutes duty
- 3 Phase, 380-400V, 50Hz
- Torque: 250 N/m
- Output Speed: 36 RPM
- Motor Power: 1,1 kW
- Insulation: Class H
- Enclosure: IP68
- Motor protection: Thermo switches (PTC)
- Flange-Gearbox Connection: ISO 5210 F14
- Coupling: B4
- Hand-wheel for emergency situations
- Main pin connector (easy electric connection)
- Motor pin connector (easy maintenance)
- Control unit pin connection (modular design, easily attach a Matic unit later on)
- Full cast aluminum body
- Auto-lock system
- Maximum stem diameter (for valves): 35mm
- Maximum stem diameter (for penstocks): 50mm
- Easy switch settings

Alternative or additional features (might cause price difference)

- 4-20 mA transmitter
- 4-20 mA positioner
- Mechanical position indicator
- Non-Instructive switch
- Output speed : 72 Rpm
- Coupling :A-Type coupling (unmanchnied)

Additional notes (if any):



WIRING DIAGRAM

E250

220/380-400V,1-3pH,50Hz
Multi -Turn

